



Parkland Village School – October 2020

<http://parklandvillage.psd70.ab.ca/>

Principal's Message

Welcome to a beautiful fall in Alberta. Of course, in saying that, let's remember to dress in layers as Alberta has been known to rain, snow and have sunshine all on the same day in October. We are outside for recess unless it is pouring rain or below -23 Celsius with a Wind-chill. Please dress your children accordingly. Hats and mitts of some sort will be an advantage for your children as the weather becomes so unpredictable.

We had Terry Fox runs during class time rather than as a whole school event to prevent our cohorts mixing together. Thank you, teachers, for continuing diligence in this matter.

A huge thank you goes out from the entire Parkland Village Staff to our caregivers for being so proactive in following our Covid-19 protocols. Keeping kids home and doing your daily check helping us all to be free of illness.

Library is being opened in a limited fashion starting in October. Mrs. Wolff will be traveling to classrooms to deliver books and supply an option for the younger students to view as books to take out. The older students will be working on getting books from the computer system and Mrs. Wolff will deliver them to classrooms.

We are still working on what we think Halloween will look like within the school so please be patient as we work on how that will proceed. Truly this is a good year for Halloween to fall on a Saturday.

Respectfully yours
A. Lillo



Ms. Lynds' Grade 1's coloured the Orange Shirts in celebration of "Orange Shirt Day/Every Child Matters" on September 30th. Each child wrote the reason they mattered.



Individual Student Pictures

LifeTouch will be our photographer for the 2020-2021 school year.

On Wednesday, October 7th and Thursday, October 8th individual student pictures will be taken for the whole school. LifeTouch will be following all safety protocols.

Parkland Village School Council

October update!

We would like to Welcome our newly elected School Council Executive Board:
Chair- Shannon Auger
Co-Chair- Chantelle deBoer,
Co-Secretaries- Tricia Freadrich & Christine Ward

- Parkland Village School Fundraising Association (PVSFA) funds have been used to purchase new Snowshoe equipment & to implement a future Archery Program for P.E. classes to support physical literacy at PVS!
- Little Caesars Fundraiser is currently being organized! More details to follow as soon as we receive them!
- We are hopeful to get Hot Lunch up and running as soon as possible!
- Don't forget! We use the REMIND App to give updates! Please contact Shannon Auger by email: ParklandVillageSCChair@psd70.ab.ca or phone 780-952-8980, to be added to our list.

Next School Council Meeting

Wednesday, October 21, 2020 At
6:00 p.m.

ANY QUESTIONS OR AGENDA ITEMS, PLEASE CONTACT SHANNON AUGER AT 780-952-8980

All Visitors MUST check in at the office when they arrive at the school.
School Office Hours: 7:30 am - 3:30 pm

Alberta Education - Covid-19 Screening Questionnaire

Caregivers must use this Questionnaire **DAILY** to decide if the student should attend school.

- | | Circle One |
|---|-------------------|
| 1. Do you, or your child attending school, have any of the below symptoms: | |
| • Fever | YES NO |
| • Cough | YES NO |
| • Shortness of Breath/Difficulty Breathing | YES NO |
| • Sore Throat | YES NO |
| • Chills | YES NO |
| • Painful Swallowing | YES NO |
| • Runny Nose/Nasal Congestion | YES NO |
| • Feeling Unwell/Fatigued | YES NO |
| • Nausea/Vomiting/Diarrhea | YES NO |
| • Unexplained Loss of Appetite | YES NO |
| • Loss of Sense of Taste or Smell | YES NO |
| • Muscle/Joint Aches | YES NO |
| • Headache | YES NO |
| • Conjunctivitis (Pink Eye) | YES NO |
| 2. Has the attendee travelled outside of Canada in the last 14 days? | YES NO |
| 3. Has the attendee had close contact* with a confirmed case of COVID-19 in the last 14 days? | YES NO |
| 4. Has the attendee had close contact with a symptomatic** close contact of a confirmed case of COVID-19 in the last 14 days? | YES NO |

If you answered **“YES”** to any of the questions, please **DO NOT** enter the school at this time. You should stay home and use the COVID-19 Self-Assessment Tool to determine whether you need to be tested for COVID-19.

Contact the school immediately 780-962-8121. If you have answered **“NO”** you may attend school.

Great Programs You Can Share at Home With Your Child








We now have access to some wonderful websites for your children to access. RAZ kids is a website with books at your child's reading level and activities to go with them. Go to www.RAZ-kids.com and look for your child's teacher by their last name. Books are set up on a list for each child at their appropriate level.

ixl Math is a website of activities which matches the curriculum at your child's grade level. Go to www.ixl.com. Your child's user name is their Student ID# their - password is their computer sign-in name SusanA1234. Math is Grade 1-4.

Tumblebooks which has books that can be read to your child at every level. Go to www.tumblebooks.com Username is parklandvillage and Password is books. Please enjoy the use of these sites and have your child go into them often.

Mrs. Tirzah Wolff
PVS Librarian

BELOW IS A GREAT GUIDELINE TO REGULAR ILLNESS SYMPTOMS FOLLOW IF: YOUR CHILD NEEDS TO STAY HOME . . .

I HAVE A FEVER	I AM VOMITING	I HAVE DIARRHEA	I HAVE A RASH	I HAVE HEAD LICE	I HAVE AN EYE INFECTION	I HAVE BEEN IN THE HOSPITAL
						
Temperature of 100° F or higher.	Within the past 24 hours.	Within the past 24 hours.	Body rash with itching or fever.	Itchy head, active head lice.	Redness, itching and/or pus draining from eye.	Hospital stay and/or emergency room visit.

I AM READY TO GO BACK TO SCHOOL WHEN I AM . . .

Fever free without the assistance of medication for 24 hours (i.e. Tylenol, Motrin, Advil).	Fever from vomiting for 24 hours.	Fever from diarrhea for 24 hours.	Free from rash, itching or fever. I have been evaluated by my doctor if needed.	Treated with appropriate lice treatment at home.	Free from drainage and/or been evaluated by my doctor if needed.	Released by my medical provider to return to school.
---	-----------------------------------	-----------------------------------	---	--	--	--

If your child has strep throat or another bacterial infection, he/she should stay home until the antibiotic has been given for at least 24 hours and your health care provider has given permission for your child to return to school. We encourage you to seek medical attention when your child is sick and to follow your health care provider's recommendations about returning to school and other activities.

School Fees

Due to Covid-19 - There will be NO Cultural, and Fieldtrip Fees at this time! For safety reasons all fieldtrips are cancelled and event where social distancing is not possible are also cancelled.

Cultural Events Fee	
All Grades	\$0.00
Fieldtrip Fees	
Kindergarten to Grade 4	\$0.00

At this time NO Swimming or Play Parkland Fees will be collected. Both Programs are booked for April 2021 and we will have to wait to see what Covid-19 Protocols will be.

Swimming Fee	
Grade 1 and Grade 2	\$48.00
Play Parkland*	
Grade 3 and Grade 4	\$55.00



WHAT IS LITERACY?? - Alberta Education Article on Literacy

Literacy development occurs not only in school but in every aspect of daily life. We interact with others when we have a conversation. We read maps, advertisements, newspapers, recipes, manuals and websites. We analyze and interpret vast amount of media information. We write poems, songs, reports, blogs, and emails. Literacy opens the door to the world.

Literacy has traditionally been thought of as reading and writing. Although these are essential components of literacy, today our understanding of literacy encompasses much more. Alberta Education defines literacy as *the ability, confidence and willingness to engage with language to acquire, construct and communicate meaning in all aspects of daily living*. Language is explained as a socially and culturally constructed system of communication.

Literacy with Young Children

From the moment child is born, his or her literacy journey begins. Children's literacy abilities are nurtured through their families and communities. Examples are

- the infant smiling or crying to communicate their needs to a parent
- the toddler forming their first words
- a young child interpreting the symbols around them
 - a preschooler singing a song and a parent and child laughing over a story



Literacy with School-age Children

As children enter the school system, there is a strong focus on the development of reading and writing skills. Children engage in learning opportunities that have them interacting with many different forms of text, in print and digital forms, using words, visuals and graphics. Students begin to learn

- the rules of language
- how to acquire information, evaluate it, and ethically use it
- how to construct meaning from various kinds of text and
- how to communicate effectively

As students move through the school system, they continue to refine all of their foundational skills as they explore a wider variety of texts and technologies. The vast amounts of information that are available through both print and the Internet and the ability to communicate with wide and varied audiences around the globe have expanded the ways our students read and communicate. Literacy for our students today also means preparing them to be critical and ethical consumers of information.

Where Does Literacy Instruction Take Place?

Literacy development does not take place in just the Language Arts classroom. It is a shared responsibility among all educators. Although specific knowledge and skills are taught primarily in Language Arts, every subject area teacher is responsible for further developing, strengthening and enhancing literacy. Every subject area has its own unique literacy demands. Content area teachers know their subject matter and their programs of study. They are aware of the literacy requirements of their subject and understand that it is through literacy that meaning is made within their subject area content. Students need to be taught how to read different kinds of text, write and express themselves in the formats associated with each subject, and use content-specific vocabulary.

Literacy has traditionally been thought of as reading and writing. Although these are essential components of literacy, today our understanding of literacy encompasses much more. Alberta Education defines literacy as *the ability, confidence and willingness to engage with language to acquire, construct and communicate meaning in all aspects of daily living*. Language is explained as a socially and culturally constructed system of communication.



Literacy with Young Children

From the moment child is born, his or her literacy journey begins. Children's literacy abilities are nurtured through their families and communities. Examples are

- the infant smiling or crying to communicate their needs to a parent
- the toddler forming their first words
- a young child interpreting the symbols around them
- a preschooler singing a song and

a parent and child laughing over a story

Literacy with School-age Children

As children enter the school system, there is a strong focus on the development of reading and writing skills. Children engage in learning opportunities that have them interacting with many different forms of text, in print and digital forms, using words, visuals and graphics. Students begin to learn

- the rules of language
- how to acquire information, evaluate it, and ethically use it
- how to construct meaning from various kinds of text and
- how to communicate effectively

As students move through the school system, they continue to refine all of their foundational skills as they explore a wider variety of texts and technologies. The vast amounts of information that are available through both print and the Internet and the ability to communicate with wide and varied audiences around the globe have expanded the ways our students read and communicate. Literacy for our students today also means preparing them to be critical and ethical consumers of information.




Where Does Literacy Instruction Take Place?

Literacy development does not take place in just the Language Arts classroom. It is a shared responsibility among all educators. Although specific knowledge and skills are taught primarily in Language Arts, every subject area teacher is responsible for further developing, strengthening and enhancing literacy. Every subject area has its own unique literacy demands. Content area teachers know their subject matter and their programs of study. They are aware of the literacy requirements of their subject and understand that it is through literacy that meaning is made within their subject area content. Students need to be taught how to read different kinds of text, write and express themselves in the formats associated with each subject, and use content-specific vocabulary.

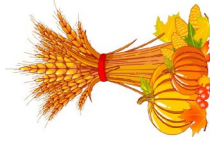
Literacy development occurs not only in school but in every aspect of daily life. We interact with others when we have a conversation. We read maps, advertisements, newspapers, recipes, manuals and websites. We analyze and interpret vast amount of media information. We write poems, songs, reports, blogs, and emails. Literacy opens the door to the world.


Mrs. Lee's Grade 2 class made self portraits of themselves.





October 2020



Sun	Mon	Tue	Wed	Thu	Fri	Sat
	30 ORANGE SHIRT DAY			1	2	3
4	5	6	7 All School Individual Picture Day	8 Tuesday/Thursday Kindergarten Picture Day	9 Professional Development Day NO SCHOOL	10
11	12 Thanksgiving NO SCHOOL	13	14	15	16	17
18	19	20	21 School Council Meeting 6:00 p.m.	22	23	24
25	26	27	28	29	30	31 Halloween 

FAMILY HALLOWEEN BIG NIGHT IN 2020

Going out trick-or-treating may not suit you for Halloween this year, maybe the weather is going to be bad, the kids got sick, or you live in an area that trick-or-treating just isn't feasible.....OR you know, Covid happened. This doesn't mean you can't still have a good time making holiday memories with the family. A family Halloween big night in might be the perfect way to celebrate with your family.

Paint or Carve Pumpkins



Carve Pumpkins

A good ol' Halloween tradition you can choose to do on Halloween instead of earlier if you want. You can turn this tradition into a craft to do together on the night of Halloween.

Paint Pumpkins

Want an alternative to the messy carving tradition? How about you paint or paint pen your pumpkin! This is also a great option if you potentially want to cook with your pumpkins after the holiday instead of leaving them to rot into muck on your front step. When you decide to cook them, just peel the skin off and you can enjoy making a delicious homemade pumpkin pie from your creation.

Chalkboard Pumpkins

A different spin on the pumpkin painting, use chalkboard paint all over your pumpkins the day before and on Halloween, you can use chalk and draw all over them any design you like. This might be a good option for toddlers if you aren't into making a paint mess. With a little planning ahead on your part, you can have some unique painted pumpkins that kiddos can design with chalk later.



Family Halloween Game Night

Make a fun night in with the family and plan a Halloween themed game night. You can have the winner of each game could pick a normal size candy bar from a bowl. Make some memories and enjoy being festive with the kiddos. Here are a few ideas you can use for your game night.



Mystery Candy

Pick up some of your favorite candy for a game blindfold individuals, then one by one let them taste test a part of each candy. Can figure out which is which? This is a super simple game that can be sweet fun!

Pin the Witches Nose

Here is an alternative to the Pin the Tail on the Donkey game. You need a large printout of a witch, but you really just need her face. Tape it up on the wall or a door in your home and have then blindfold each person one at a time and give them a go to pin (using blue tack) their printout of the nose onto the witch.

Scavenger Hunt - Candy Treasures

Here's an alternative to getting their Halloween Candy. As they solved the clue, there will be a bag of candy for each person. At the last clue have a bigger Candy Treasure as their reward. (Clues on page 9)

Mummy Wrap

A classic game that only requires a few rolls of toilet paper. This easy game is quite fun and only cost a few dollars (buy the cheapest toilet paper you can find). Split into two teams, one person on each team will be wrapped, and the others will wrap him or her. Set a timer and the team that manages to cover their mummy first wins the game. To make it more of a challenge you can have the mummy hop to the finish line.

Bones Race

You can also play a little relay race in your backyard before it gets dark on Halloween. To make it themed for Halloween, you are going to have a bones race. What you are going to do is make two large skeletons with the same number of bones. They should fit on large pieces of cardboard. Often you can find a skeleton Halloween decoration at the dollar store that you could cut into pieces as an alternative.

Two teams will need to run to the other side of the yard to grab one bone at a time, return it to the cardboard, and tape it up in the right spot. They keep going back and forth until the first team with a finished skeleton wins.

Halloween Themed Dinner

Cook a whole meal from scratch together as a family that is Halloween inspired. After drawing on your pumpkins and snapping some good photos of it, make a delicious pumpkin pie out of it.

Have an eyeball spaghetti dinner with some pumpkin-shaped carrots on the side. You can really have a bit of fun with this depending on how creative you want to get. Decorate the table and set in up with all the cutlery and napkins, maybe even light some candles to have it feel “spooky”. A family dinner is something you can never go wrong with.

Halloween Movies & Shows



There are tons of things you can watch with your kids on Halloween that aren't scary and are family-friendly. The following television shows and movies are perfect for Halloween when you want them to enjoy the holiday but not get frightened.

Charlie Brown – It's the Great Pumpkin

Check your TV Guide and will likely find this television special somewhere. A 1966 Classic which features Charlie Brown and friends who are getting ready to go trick-or-treating, while Linus spends the night in the pumpkin patch, because of a story about ‘The Great Pumpkin’.

Pooh's Heffalump Halloween Movie

For those who have babies or younger children, there is a Winnie the Pooh movie called Pooh's Heffalump Movie. Pooh, Piglet, Tigger, and the rest of the gang go on their regular adventures in the Hundred Acre Wood where it is Halloween. A light heart family film you can enjoy with the younger ones and still enjoy the Halloween spirit.

Hocus Pocus

Since it came out in 1993, Hocus Pocus has become everyone's favorite Halloween movie. It is fun to watch, not too scary, and family-friendly. The movie features three sisters who are witches and live in Salem. They come back centuries after their death when they get resurrected. An immortal black cat helps the young characters get rid of the witches for good and save everyone in town in the process.

Halloweentown

Another 90's release Disney Halloween movie for kids. Some kids follow their grandmother home to find out they come from a family of witches, the good kind. They discover Halloweentown where the “supernatural” can live a normal life for the rest of the year. The siblings work together to help sort out a villain who wants to change Halloween town to not be the fun family-friendly place it is. A film I certainly enjoyed watching every year as a kid and enjoying a fun concept of a town where it is like Halloween all year long.

Ms. Ash-Elliott's Kindergarten class decorated their letters with leaves, sticks, pinecones, and grass collected from their nature walks.



Halloween is full of ghosts,
goblins, and things that glow.
If you need toilet paper to make a mummy,
this is where you should go.



A witch cackles loud and a ghost says boo
Where the milk goes is your next clue.



Halloween is one of those nights
you get to stay up late.
Your next clue is hidden
with your favorite cup or plate.



It's Halloween Night,
and it's time for a treat.
Find your next clue
where we sit down to eat.



We all dress up in fun costumes,
to celebrate Halloween.
This clue is hiding where
Your clothes go to get clean.

Halloween is full of treats,
Go to where you bake lots of sweets.



You're on your way to the
Grand Halloween prize.

Now go to the place
Where you lay down and close your eyes.
For a treat to put a smile on your face.



Happy Halloween and congrats
On finishing the race.
Now look in your closet
For a treat to put a smile on your face.



Now it's time to go back inside
because it is too cold
Once back inside, look for
How the TV is controlled.



You're halfway through this
Halloween hunt of ours,
Your next clue can be found
Inside one of our cars.



Candy, costumes, parties,
and yummy food to eat,
Now go to where people knock
and say "trick or treat."



Halloween night can be scary,
But it doesn't have to be.
Your next clue is hanging,
Where lots of leaves might be.





Mrs. Blanchet's Grade 1/2 class tackled a math question right from the start. They did a survey on "How they get to School"?



Ms. Lynds' Grade 1's coloured their abstract Cowboy Hats!

Ms. Sydora's Grade 4's displayed the colours of fall in their art pieces.



Mrs. Blanchet's Grade 1/2 class made self portraits of themselves.



Ms. Parfieniuk's Grade 3 class made self portraits of themselves based on the story of "ish".

ISH is a story about:

A creative spirit that learns thinking "ish-ly" is far more wonderful than "getting it right" in this gentle new fable written by Peter Reynolds