



Parkland Village School - June 2021

<http://parklandvillage.psd70.ab.ca/>

Wow, the year gone by quickly. As I write this I think of the challenges Covid-19 and its many changing restrictions have had on us all. We were lucky as a school and only had classes out twice and of course twice when the Province sent us all home.

I want to thank the staff at Parkland Village for doing so well with the restrictions and handling colds and sudden changes that were thrown their way. I would also like to thank the parents for handling this so well. We have surpassed all the challenges that were presented to us this year and we could not have done it without you being good partners and rolling with the punches that were thrown at us all.

We are able to continue with 3 hot lunches this month - yahoo! And as usual, on the last day of school we will be having hot dogs and the Parkland Village School Foundation is sponsoring the lunch so it is a free meal for all the children.

Finally, I would like to thank you all for making me feel welcome this year. I know that you will do the same for Mr. Hennig as he takes over as your new Principal in the fall. I will be busy with my grandchildren as I move into retirement.

I hope you all have a restful summer.

Archie Lillico
Principal



**PLEASE RETURN ALL
Library Books by June 11.**

We would like to "Thank" our amazing Parent Council for generously donating the proceeds from their Happy Hippo fundraiser for sports equipment.

Optional School Supply Ordering Program

We will be sending home the school supply order form from Write-On-Stationary as an option for caregivers to purchase your child's school supplies for the 2021-2022 school year.

You will be able to order all the supplies your child will need from their purchasing program for the 2021-2022 school year. You will also receive these exclusive benefits:


- All items delivered directly to the school.
- Customized lists by your child's teacher ensuring your child has everything they need to start the year right.
- Top quality, brand name products at wholesale pricing
- % of sales are given back to the school to support in-school programs

Go to <https://www.write-on.ca/> website, type in the school's name, choose the grade for the supply list you need, complete the information. Click on "Add to Order". Complete the checkout info or if you have another child to buy supplies for choose "continue shopping".


Order deadline is July 15, 2021. All supplies will be shipped to the school for the first day. If you want to pick up the supplies from the school beforehand, you are welcome to do so the week of August 23rd, office will be open 8:00 am - 3:00 pm.

Message from the Government of Canada

"You may have heard that the 2021 Census is underway. It has been a challenging year for families, and the census might seem like another thing on your busy to-do list. However, I would like to encourage you to complete your census, if you haven't already done so. Census data helps governments at all levels plan for schools, transportation, community centres, libraries and recreational activities. Data from the 2021 Census will be even more crucial, because it will help to evaluate the impact of the pandemic and to better plan for the future. You can quickly and easily complete your census questionnaire at www.census.gc.ca using the access code you received in the mail. If you need assistance, or would like to have a paper (or alternate format) questionnaire, please call the Census Help Line at 1-855-340-2021. Thank you for doing your part to help plan for a better future for all Canadians."



June 2021



Sun	Mon	Tue	Wed	Thu	Fri	Sat
		1 Hot Lunch	2	3	4	5
6	7	8	9	10	11	12
13	14	15	16 Hot Lunch	17	18	19
20	21	22	23	24	25	26
27	28	29 LAST DAY OF SCHOOL FREE Hot Lunch REPORT CARDS GO HOME	30 Professional Development day			



Have a wonderful Summer!!



Mrs. Lee's Grade 2's quirky long legged bird artwork, is a fun and delightful piece of work.



Ms. Parfieniuk's Grade 3's Bright and colourful water coloured Parrots are amazing.




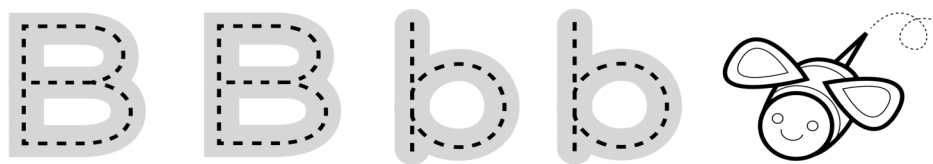
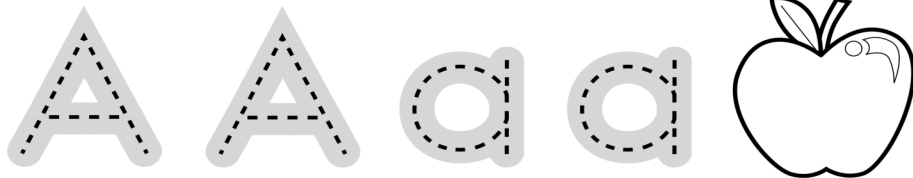
5 Ways to Improve Your Child's Handwriting By Scholastic Parents

Try these activities to build kids' handwriting skills and confidence.

1. **Make Practicing Fun** - Offer your child a special pencil or a rainbow of colored ones. Don't just give her words to copy. Try simple word puzzles, anagrams, a game of hangman, or ask her to brainstorm lists around a theme to give writing practice a purpose.
2. **Encourage Drawing and Puzzle Games** In order to develop the physical requirements of writing - holding a pencil correctly - guide her to the correct form by resting the pencil on the first joint of her index finger, then have her grasp it with the tips of her thumb and index finger. Her ring and pinky fingers should curl into her palm, posture, control, dexterity, coordination — the more time your child spends manipulating objects, the better. Even using silverware can help him develop his fine-motor skills.
3. **Pinpoint the Problem** Common handwriting problems lie in four main areas: letter formation, sizing, spaces between words, and line-alignment. Focus your child's practice on the letters or concepts that challenge her and make sure she's using two hands to control the paper.
4. **The Right Tools** If your child's struggling with a regular pencil, try a smaller or shorter, kid-sized one. Ensure he has a good eraser handy so he's not afraid of making mistakes.
5. **Writing Outside the Box** A foggy mirror, patch of mud, or bowl of leftover sauce make great surfaces. Whether your child's practicing with his fingers, a stick, or a pencil, inspiring his creativity will lend appeal to writing.

Remember to Practice, Practice and Practice some more, every opportunity you get with your child.

ABC Trace & Color





6 Easy Summer Math Activities Your Kids Will

Actually Enjoy

Article By Dana Jandhyala - July 11, 2017

Summer vacation is a perfect time for outdoor fun, exploration, and even learning math!

There are many indoor and outdoor activities which your children can undertake to best utilize their summer break. Most children often find Math to be one of the most complicated subjects. As parents, you can make Math easy for them by helping them build their math skills during summer vacation.

Here are 6 summer break activities which your children can enjoy doing and at the same time learn math in a fun way:

1.) Gardening

Gardening is a great opportunity to teach your children Math in an interesting way. They can measure the area of your garden. From picking seeds together, to measuring the space between the plants and also calculating the amount of soil required for potted plants. Gardening is like a natural tuition for math which helps children improve their knowledge of the subject and nurtures their connectivity with nature.

2.) Shopping for Value

It's the best possible way to teach your child the value of money. Begin with sharing the total budget with him or her. Turn the grocery shopping trip into a fun game. Let your child look for offers and then calculate the savings from each shopping trip. Older kids can also help calculate the cost of the food items per pound or ounce.

3.) Sports Time on TV

If your kids love to watch sports on TV, you can easily improve their mathematical skills and make their sports watching sessions more exciting. You can begin with teaching them how to keep score, count innings, strike outs, etc. They can also be taught to fill out the box score of a baseball game. It's a great way to build their math skill as well as help them understand the game better. You can even buy scorebooks for major sports which guarantee hours of entertainment for your children while they enjoy watching their favorite sport.

4.) Road Trips


Are you planning a road trip to an exotic destination, for your child's summer vacation? But at the same time, do you also dread a constant stream of questions like 'how far have we come?', 'when will we reach there?' and so on and so forth? Well, you can turn such boring road-trips into interesting learning opportunities. You can engage your child in a 'license plate game', which involves adding, subtracting or dividing the numbers on these plates. You can also teach your children how to measure the distance of your trip or how many miles per gallon does your car average.

5.) Collections

A majority of children love collecting coins, stamps, shells and a whole lot of other things. This simple activity can be made more exciting by adding a Math angle to it. For example, if your child loves collecting shells, he or she can collect a certain number of a single type of shell, or can sort the collection according to size, shape etc. This way, your child learns different mathematical concepts and gets to build an amazing collection as well.

6.) Daily Chores

Daily chores like folding clothes, sorting them for washing, setting the dinner table can seem really boring. But, you can turn such mundane tasks into fun-filled math learning sessions! For instance, you can teach your child measuring, sorting and counting through the simple task of doing laundry. The child can help sort the clothes, measure the amount of detergent that needs to be added and count the clothes before putting them in the machine.



Mrs. Lee's Grade 2's did an interesting art project, they drew their picture on cardboard to get a deep impression in the cardboard, then coloured it, painted it. Finally, they stamped the impression onto paper. The end result is really impressive!



Ms. Ash-Elliott's Kindergarten class have been anxiously waiting for the rest of their butterfly cocoons to hatch. A couple have opened up, once they have all hatched, they hope to release them the first week in June.



Ms. Farris's Grade 3 Class painted butterflies in a jar.



Summer Schedule

S

SAVOR-IT SUNDAY

Savor the day and do anything you love to do!

Play a board game. Go for a bike ride. Play a sport. Go for ice cream. Have a picnic lunch. Make your favorite meal. Sidewalk art.

M

MAKE-IT MONDAY

Make something new!

Craft, cut, draw, colour, paint or sculpt. Build with lego. Make a fort. Bake or cook a new recipe. Make playdoh or slime.

T

THINK-IT TUESDAY

Use your imagination and creative thinking!

Write a story. Create a skit. Put on a community movie night. Make something new using recyclables. Pretend play.

W

WATER-IT WEDNESDAY

Play with water!

Water balloons, water gun fight, splashpark, waterslides, sprinklers. Swimming at a pool or lake. Dance in the rain.

T

TRY-IT THURSDAY

Try something new!

Learn about something new and try it! Learn a sport, about an animal, nature, flying a kite, geocaching or making homemade ice cream.

F

FREE-IT FRIDAY

It's a free day!

Playdate with a friend. Backyard camping. Scavenger hunts. Read a book. Have a bonfire. Blow bubbles. Play frisbee.

S

SEE-IT SATURDAY

Go see something!

Go to a park, or museum. Visit the zoo or a friendly farm. Go on a hike. Nature journal. Look at the stars.

www.wildlyanchored.com

Compliments of <https://homeschoolgiveaways.com/>



Parkland Village School
hopes you and your family
have a Wonderful Summer!!

See you Monday, August 30, 2021
the first day of 2021-2022 school year.